

METLAM AUSTRALIA PRODUCT REFERENCE GUIDE



Commercial Washroom Accessories & Toilet Partition Hardware

Cleaners Room and Waste Bins

Effective 12 Sep 2025

METLAM AUSTRALIA CONTACT DETAILS

CUSTOMER SERVICE & HEAD OFFICE OPERATIONS

HEAD OFFICE

17 Parkers Road,
New Gisborne Vic 3438
T: 1300 METLAM
E: sales@metlam.com.au

INTERNATIONAL SALES

For international sales please email sales@metlam.com.au

AUSTRALIAN STATE & TERRITORY CONTACTS

COMMERCIAL MANAGER AUSTRALIA/NEW ZEALAND

Rachael Williams -Commercial Manager
Australia/New Zealand
T: 0407 863 730
E: rachael@metlam.com.au

SA & NT

Adam Seabrooke – State Manager
T: 0407 553 045
E: adam@metlam.com.au

NSW & ACT

Kurt Rose – State Manager
T: 0429 163 961
E: kurt@metlam.com.au

QLD

Craig Maguire – State Manager
T: 0419 506 049
E: craig@metlam.com.au

WA

Caterina Sharpe – State Manager
T: 0499 693 294
E: caterina@metlam.com.au

CLEANERS ROOM AND WASTE BINS

	ML980_3	#304 Grade Stainless Steel Contains 3 Hooks	Satin Stainless Steel
	ML980_4	#304 Grade Stainless Steel Contains 4 Hooks	Satin Stainless Steel
	ML980_5	#304 Grade Stainless Steel Contains 5 Hooks	Satin Stainless Steel
	ML981_3	#304 Grade Stainless Steel Contains 3 Holders	Satin Stainless Steel
	ML981_4	#304 Grade Stainless Steel Contains 4 Holders	Satin Stainless Steel
	ML981_5	#304 Grade Stainless Steel Contains 5 Holders	Satin Stainless Steel
	ML982_30	#304 Grade Stainless Steel Includes 3 Holders and 2 Hooks	Satin Stainless Steel
	ML983_3	#304 Grade Stainless Steel Contains 3 Holders and 2 Hooks	Satin Stainless Steel
	ML983_4	#304 Grade Stainless Steel Contains 4 Holders and 3 Hooks	Satin Stainless Steel

CLEANERS ROOM AND WASTE BINS



ML921

#304 Grade Stainless Steel
Wall Mount Visible Fix
23L Bin
Includes x4 Internal Fold-Down Tabs for Use of a Bin Liner
Top & Bottom Edges Hemmed for Safety

Satin Stainless Steel



ML924

#304 Grade Stainless Steel
Wall Mount Visible Fix
45L Bin
Includes x4 Internal Fold-Down Tabs for Use of a Bin Liner
Top & Bottom Edges Hemmed for Safety

Satin Stainless Steel



ML710R_SM_MK2

#304 Grade Stainless Steel
9.0 L Removable Stainless Steel Waste Container
Unit is fitted with Security Lock
Full-Length Piano Hinge Door
Seamless Welds, Rolled Edges
Unit is supplied with 2 Keys

Satin Stainless Steel















ML710R_REC_MK3

#304 Grade Stainless Steel
Seamless Welds, rolled edges
Unit is fitted with security lock
Full length piano hinge on door
6.8L Removable Stainless Steel Waste Container

Satin Stainless Steel







CLEANERS ROOM AND WASTE BINS

	ML710_REC_MK3	#304 Grade Stainless Steel 6.5 L Removable Stainless Steel Waste Container Unit is fitted with Security Lock Front Mounted Piano Hinge on Door for wider opening Seamless Welds, Rolled Edges Unit is supplied with 2 Keys	Satin Stainless Steel	
	ML950_12	#304 Grade Stainless Steel	Satin Stainless Steel	
	ML950_18	#304 Grade Stainless Steel	Satin Stainless Steel	
	ML950_24	#304 Grade Stainless Steel	Satin Stainless Steel	
	ML951_300SHELF_SS	#304 Grade Stainless Steel Surface Mounted Rounded Corners	Satin Stainless Steel	
	ML951_300SHELF_ANMB	#304 Grade Stainless Steel Surface Mounted Antimicrobial Coated Rounded Corners	Antimicrobial	
	ML951_400SHELF_SS	#304 Grade Stainless Steel Surface Mounted Rounded Corners	Satin Stainless Steel	

CLEANERS ROOM AND WASTE BINS

	ML951_400SHELF_DESIGNER	#304 Grade Stainless Steel Surface Mounted Rounded Corners	Designer Black	
	ML706_REC_MK3	#304 Grade Stainless Steel 11.5L Removable Stainless Steel Waste Receptacle Recessed Unit Fitted with Two Tumbler Locks (Keyed Alike) Full Length Piano Hinge on Door Seamless Welds, Rolled Edges Unit is Supplied with 2 Keys	Satin Stainless Steel	
	ML951_450SHELF_SS	#304 Grade Stainless Steel Surface Mounted Rounded Corners	Satin Stainless Steel	
	ML706_SM_MK3	#304 Grade Stainless Steel 11.5L Removable Stainless Steel Waste Receptacle Surface Mounted Unit Fitted with Two Tumbler Locks (Keyed Alike) Full Length Piano Hinge on Door Seamless Welds, Rolled Edges Unit is Supplied with 2 Keys	Satin Stainless Steel	
	ML275BSM	#304 Grade Stainless Steel Surface Mount Concealed Fix Dispenses Facial Tissues or Hygienic Gloves Polished Smooth Edges	Polished Stainless Steel	
	ML981_A	#304 Grade Stainless Steel Bracket HD Rubber Spring Loaded Swivel Grip Held by Nickel Plate Pin	Satin Stainless Steel	

CLEANERS ROOM AND WASTE BINS

	ML280_SS	#304 Grade Stainless Steel Holds 3 standard glove boxes	Stainless Steel
	ML290	#304 Grade Stainless Steel Body and Bracket Surface Mount Concealed/ Visible Fix 3000mm Retractable Vinyl Cord White Vinyl Knob and Locking Nut	Polished Stainless Steel
	MLS16091_BLK	Proudly Australian Made on-site for quick turnaround 2mm Thick Acrylic	Designer Black BLK Vinyl - Black with White
	MLS16092_BLK	Proudly Australian Made on-site for quick turnaround 2mm Thick Acrylic	Designer Black BLK Vinyl - Black with White