

METLAM AUSTRALIA PRODUCT REFERENCE GUIDE



Commercial Washroom Accessories & Toilet Partition Hardware

Grab Rail / Back Rest Sets

Effective 25 Aug 2025

METLAM AUSTRALIA CONTACT DETAILS

CUSTOMER SERVICE & HEAD OFFICE OPERATIONS

HEAD OFFICE

17 Parkers Road,
New Gisborne Vic 3438
T: 1300 METLAM
E: sales@metlam.com.au

INTERNATIONAL SALES

For international sales please email sales@metlam.com.au

AUSTRALIAN STATE & TERRITORY CONTACTS

COMMERCIAL MANAGER AUSTRALIA/NEW ZEALAND

Rachael Williams -Commercial Manager
Australia/New Zealand
T: 0407 863 730
E: rachael@metlam.com.au

SA & NT

Adam Seabrooke – State Manager
T: 0407 553 045
E: adam@metlam.com.au

NSW & ACT

Kurt Rose – State Manager
T: 0429 163 961
E: kurt@metlam.com.au









QLD

Craig Maguire – State Manager
T: 0419 506 049
E: craig@metlam.com.au

WA

Caterina Sharpe – State Manager
T: 0499 693 294
E: caterina@metlam.com.au

GRAB RAIL / BACK REST SETS

	MLR120LH_SET	#304 Grade Stainless Steel Frame and Mounts White Padded PVC Backrest Concealed Fix Adjustable Backrest Depth to Suit Installation Requirements	Satin Stainless Steel	
	MLR120RH_SET	#304 Grade Stainless Steel Frame and Mounts White Padded PVC Backrest Concealed Fix Adjustable Backrest Depth to Suit Installation Requirements	Satin Stainless Steel	
	MLR121LH_SET	#304 Grade Stainless Steel Frame and Mounts White Padded PVC Backrest Concealed Fix 20mm Adjustable Height on Backrest Adjustable Backrest Depth to Suit Installation Requirements	Satin Stainless Steel	
	MLR121RH_SET	#304 Grade Stainless Steel Frame and Mounts White Padded PVC Backrest Concealed Fix Adjustable Backrest Depth to Suit Installation Requirements	Satin Stainless Steel	







GRAB RAIL / BACK REST SETS

	MLR120LH_VPSET	#304 Grade Stainless Steel Frame and Mounts Vandal Proof Concealed Fix Adjustable Backrest Depth to Suit Installation Requirements	Satin Stainless Steel	
	MLR120RH_VPSET	#304 Grade Stainless Steel Frame and Mounts Vandal Proof Concealed Fix Adjustable Backrest Depth to Suit Installation Requirements	Satin Stainless Steel	
	MLR121LH_VPSET	#304 Grade Stainless Steel Frame and Mounts Vandal Proof Concealed Fix Adjustable Backrest Depth to Suit Installation Requirements	Satin Stainless Steel	
	MLR121RH_VPSET	#304 Grade Stainless Steel Frame and Mounts Vandal Proof Concealed Fix Adjustable Backrest Depth to Suit Installation Requirements	Satin Stainless Steel	
	MLR119MKII	#304 Grade Stainless Steel Frame and Mounts White Padded PVC Backrest Concealed Fix 20mm Adjustable Height on Backrest Adjustable Backrest Depth to Suit Installation Requirements	Satin Stainless Steel	

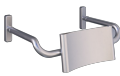

GRAB RAIL / BACK REST SETS

	MLR119MKII_DESIGNER	#304 Grade Stainless Steel Frame and Mounts White Padded PVC Backrest Concealed Fix 20mm Adjustable Height on Backrest Adjustable Backrest Depth to Suit Installation Requirements	Designer Black	
	MLR119MKII_ANMB	#304 Grade Stainless Steel Frame and Mounts White Padded PVC Backrest Concealed Fix 20mm Adjustable Height on Backrest Adjustable Backrest Depth to Suit Installation Requirements	Antimicrobial	
	MLR119_VP	#304 Grade Stainless Steel Frame, Backrest, and Mounts Concealed Fix 20mm Adjustable Height on Backrest Adjustable Backrest Depth to Suit Installation Requirements Backrest is secured using tamper-resistant security screws (supplied)	Satin Stainless Steel	
	MLR119CMKII	#304 Grade Stainless Steel Frame and Mounts with Curved Rail White Padded PVC Backrest Concealed Fix 20mm Adjustable Height on Backrest Adjustable Backrest Depth to Suit Installation Requirements	Satin Stainless Steel	

GRAB RAIL / BACK REST SETS

	MLR119CMKII_DESIGNER	#304 Grade Stainless Steel Frame and Mounts with Curved Rail White Padded PVC Backrest Concealed Fix 20mm Adjustable Height on Backrest Adjustable Backrest Depth to Suit Installation Requirements	Designer Black	
	MLR119CMKII_ANMB	#304 Grade Stainless Steel Frame and Mounts with Curved Rail White Padded PVC Backrest Concealed Fix 20mm Adjustable Height on Backrest Adjustable Backrest Depth to Suit Installation Requirements	Antimicrobial	
	MLR119C_VP	#304 Grade Stainless Steel Frame, Backrest, and Mounts with Curved Rail Concealed Fix 20mm Adjustable Height on Backrest Adjustable Backrest Depth to Suit Installation Requirements Backrest is secured using tamper-resistant security screws (supplied)	Satin Stainless Steel	

GRAB RAIL / BACK REST SETS

	MLR119C_VP_ANMB	<div>#304 Grade Stainless Steel Frame, Backrest, and Mounts with Curved Rail Concealed Fix 20mm Adjustable Height on Backrest Adjustable Backrest Depth to Suit Installation Requirements Backrest is secured using tamper-resistant security screws (supplied)</div>	Antimicrobial	
--	-----------------	---	---------------	---