

METLAM AUSTRALIA PRODUCT REFERENCE GUIDE



Commercial Washroom Accessories & Toilet Partition Hardware

Security & Mental Health Products

Effective 10 Sep 2025

METLAM AUSTRALIA CONTACT DETAILS

CUSTOMER SERVICE & HEAD OFFICE OPERATIONS

HEAD OFFICE

17 Parkers Road,
New Gisborne Vic 3438
T: 1300 METLAM
E: sales@metlam.com.au

INTERNATIONAL SALES

For international sales please email sales@metlam.com.au

AUSTRALIAN STATE & TERRITORY CONTACTS

COMMERCIAL MANAGER AUSTRALIA/NEW ZEALAND

Rachael Williams -Commercial Manager
Australia/New Zealand
T: 0407 863 730
E: rachael@metlam.com.au

SA & NT

Adam Seabrooke – State Manager
T: 0407 553 045
E: adam@metlam.com.au

NSW & ACT

Kurt Rose – State Manager
T: 0429 163 961
E: kurt@metlam.com.au

QLD

Craig Maguire – State Manager
T: 0419 506 049
E: craig@metlam.com.au

WA

Caterina Sharpe – State Manager
T: 0499 693 294
E: caterina@metlam.com.au

SECURITY & MENTAL HEALTH PRODUCTS

	MLR327_AL	#304 Grade Stainless Steel - 32mmØ 2.0mm Thick Stainless Steel Infill Plate Multiple Points Screw Fix 300mm C to C	Satin Stainless Steel	
	MLR330_AL	#304 Grade Stainless Steel - 32mmØ 2.0mm Thick Stainless Steel Infill Plate Multiple Points Screw Fix 450mm C to C	Satin Stainless Steel	
	MLR331_AL	#304 Grade Stainless Steel - 32mmØ 2.0mm Thick Stainless Steel Infill Plate Multiple Points Screw Fix 600mm C to C	Satin Stainless Steel	
	MLR332_AL	#304 Grade Stainless Steel - 32mmØ 2.0mm Thick Stainless Steel Infill Plate Multiple Points Screw Fix 750mm C to C	Satin Stainless Steel	
	MLR333_AL	#304 Grade Stainless Steel - 32mmØ 2.0mm Thick Stainless Steel Infill Plate Multiple Points Screw Fix 900mm C to C	Satin Stainless Steel	
	MLR336_AL	#304 Grade Stainless Steel - 32mmØ 2.0mm Thick Stainless Steel Infill Plate Multiple Points Screw Fix 1500mm C to C	Satin Stainless Steel	

SECURITY & MENTAL HEALTH PRODUCTS



MLR103_AL

#304 Grade Stainless Steel - 32mmØ
2.0mm Thick Stainless Steel Infill Plate
Multiple Points Screw Fix

Satin Stainless Steel



MLR104_AL

#304 Grade Stainless Steel - 32mmØ
2.0mm Thick Stainless Steel Infill Plate
Multiple Points Screw Fix

Satin Stainless Steel



MLR112_AL

#304 Grade Stainless Steel - 32mmØ
2.0mm Thick Stainless Steel Infill Plate
Multiple Points Screw Fix
Suits Right Hand or Left Hand Installation

Satin Stainless Steel



ML773

#304 Grade Polished Stainless Steel
Solid Nylon back
This mirror is suitable for security and general-purpose applications

Satin Stainless Steel



ML774

#304 Grade Polished Stainless Steel
Solid Nylon back
This mirror is suitable for security and general-purpose applications

Satin Stainless Steel



ML775

#304 Grade Polished Stainless Steel
Solid Nylon back
This mirror is suitable for security and general-purpose applications

Satin Stainless Steel












ML777

#304 Grade Polished Stainless Steel
Solid Nylon back
Recommended for use in Security Facilities

Satin Stainless Steel



SECURITY & MENTAL HEALTH PRODUCTS

	ML236_SS	#304 Grade Stainless Steel Recess Mount Concealed Fix This unit is suitable for security, anti-ligature, and general-purpose applications.	Satin Stainless Steel	
	ML236L_SS	#304 Grade Stainless Steel This unit is suitable for security, anti-ligature, and general-purpose applications.	Satin Stainless Steel	
	ML236L_WHT	#304 Grade Stainless Steel This unit is suitable for security, anti-ligature, and general-purpose applications.	Powder Coat White	
	ML237_1	#304 Grade Stainless Steel Recess Mount Concealed Fix This unit is suitable for security, anti-ligature, and general-purpose applications.	Satin Stainless Steel	 
	ML248_TRH_SS	#304 Grade Stainless Steel Recessed Security Screws	Satin Stainless Steel	