

METLAM AUSTRALIA PRODUCT REFERENCE GUIDE



Commercial Washroom Accessories & Toilet Partition Hardware

Shower Seats & Shower Accessories

Effective 28 Jun 2025

METLAM AUSTRALIA CONTACT DETAILS

CUSTOMER SERVICE & HEAD OFFICE OPERATIONS

HEAD OFFICE

17 Parkers Road,
New Gisborne Vic 3438
T: 1300 METLAM
E: sales@metlam.com.au

INTERNATIONAL SALES

For New Zealand enquiries please contact:
Rachael Williams – NZ Business Development Manager
T: +61 407 863 730
E: rachael@metlam.com.au
For all enquiries outside Australia,
please email sales@metlam.com.au

AUSTRALIAN STATE & TERRITORY CONTACTS

SA & NT

Adam Seabrooke – State Manager
T: 0407 553 045
E: adam@metlam.com.au

NSW & ACT

Kurt Rose – State Manager
T: 0429 163 961
E: kurt@metlam.com.au

QLD

Craig Maguire – State Manager
T: 0419 506 049
E: craig@metlam.com.au

VIC & TAS

Rachael Williams – State Manager
T: 0407 863 730
E: rachael@metlam.com.au

WA

Caterina Sharpe – State Manager
T: 0499 693 294
E: caterina@metlam.com.au

SHOWER SEATS & SHOWER ACCESSORIES



ML_HSK_CHROME

3 Function Shower Head
5 Star WELS Rating
Maximum Flow Rate of 6 Litres per Minute

Bright Chrome Plate



ML_HSK_DESIGNER

3 Function Shower Head
5 Star WELS Rating
Maximum Flow Rate of 6 Litres per Minute

Designer Black



ML_HSKSLIDER_CHROME

ABS Chrome
To Suit ML_HSK Series Hand Shower Kit

Satin Chrome Plate



ML_HSKSLIDER_DESIGNER

ABS Chrome
To Suit ML_HSK Series Hand Shower Kit

Designer Black



ML22_6511WMKII

White Hand Held Shower
White 2.0m High Pressure Hose



SOAPDISH_SLIDER_CP

Chrome Plate Finish
Soap holder to fit standard 32mm grab rail

ABS Plastic



ML_HSK_HOSEBRKT_CHROME

Hose Restrictor
25mm Feed Through Hole
Suits Metlam Australia HSK 23mm Hose

Bright Chrome Plate



ML_HSK_HOSEBRKT_DESIGNER










Hose Restrictor
25mm Feed Through Hole
Suits Metlam Australia HSK 23mm Hose

Designer Black

SHOWER SEATS & SHOWER ACCESSORIES

	ML991_CL	#304 Grade Satin Stainless Steel Frame White Compact Laminate Seat Low Profile Upright Storage Position Surface Mount Visible Fix	White Compact Laminate	
	ML991_PH	#304 Grade Satin Stainless Steel Frame Off White Phenolic Compound Seat Low Profile Upright Storage Position Surface Mount Visible Fix	Off White Phenolic Compound	
	ML992_CL	#304 Grade Satin Stainless Steel Frame White Compact Laminate Seat Low Profile Upright Storage Position Surface Mount Visible Fix	White Compact Laminate	
	ML993_CL	#304 Grade Satin Stainless Steel Frame White Compact Laminate Seat Low Profile Upright Storage Position Surface Mount Visible Fix	White Compact Laminate	
	ML994_CL	#304 Grade Satin Stainless Steel Frame White Compact Laminate Seat Low Profile Upright Storage Position Surface Mount Visible Fix	White Compact Laminate	
	ML994_PH	#304 Grade Satin Stainless Steel Frame and Support Arm Off White Phenolic Compound Seat Low Profile Upright Storage Position Surface Mount Visible Fix	Off White Phenolic Compound	

SHOWER SEATS & SHOWER ACCESSORIES

	ML994_CL_DESIGNER	#304 Grade Satin Stainless Steel Frame White Compact Laminate Seat Low Profile Upright Storage Position Surface Mount Visible Fix	Designer Black	
	ML995_CL_DESIGNER	#304 Grade Satin Stainless Steel Frame Designer Black Compact Laminate Seat Low Profile Upright Storage Position Surface Mount Visible Fix Foldaway Lockable Support Legs	Designer Black	
	ML995_PH	#304 Grade Satin Stainless Steel Frame Off White Phenolic Compound Seat Low Profile Upright Storage Position Surface Mount Visible Fix Foldaway Lockable Support Legs	Off White Phenolic Compound	
	ML995_CL	#304 Grade Satin Stainless Steel Frame White Compact Laminate Seat Low Profile Upright Storage Position Surface Mount Visible Fix Foldaway Lockable Support Legs	White Compact Laminate	
	ML986_CL	White Compact Laminate Seat Water Resistant Low Maintenance Impact Resistant Resistant to Fading		

SHOWER SEATS & SHOWER ACCESSORIES

	ML999_PH	#304 Grade Satin Stainless Steel Frame White Phenolic Compound Seat Low Profile Upright Storage Position Surface Mount Visible Fix Foldaway Lockable Support Leg	Off White Phenolic Compound
	ML998_PH	#304 Grade Satin Stainless Steel Frame Off White Phenolic Compound Seat Low Profile Upright Storage Position Surface Mount Visible Fix Foldaway Lockable Support Legs Handle across the Front of the Unit for Support and Ease of Use	Off White Phenolic Compound
	ML997_PH	#304 Grade Satin Stainless Steel Frame Off White Phenolic Compound Seat Low Profile Upright Storage Position Surface Mount Visible Fix Foldaway Lockable Support Legs	Off White Phenolic Compound