

METLAM AUSTRALIA PRODUCT REFERENCE GUIDE



Commercial Washroom Accessories & Toilet Partition Hardware

Spare Parts

Effective 14 Jul 2025

METLAM AUSTRALIA CONTACT DETAILS

CUSTOMER SERVICE & HEAD OFFICE OPERATIONS

HEAD OFFICE

17 Parkers Road,
New Gisborne Vic 3438
T: 1300 METLAM
E: sales@metlam.com.au

INTERNATIONAL SALES

For international sales please email sales@metlam.com.au

AUSTRALIAN STATE & TERRITORY CONTACTS

COMMERCIAL MANAGER AUSTRALIA/NEW ZEALAND

Rachael Williams -Commercial Manager
Australia/New Zealand
T: 0407 863 730
E: rachael@metlam.com.au

SA & NT

Adam Seabrooke – State Manager
T: 0407 553 045
E: adam@metlam.com.au

NSW & ACT

Kurt Rose – State Manager
T: 0429 163 961
E: kurt@metlam.com.au

QLD

Craig Maguire – State Manager
T: 0419 506 049
E: craig@metlam.com.au

WA

Caterina Sharpe – State Manager
T: 0499 693 294
E: caterina@metlam.com.au






SPARE PARTS

	ML_HSK_HOSEBRKT_CHROME	Hose Restrictor 25mm Feed Through Hole Suits Metlam Australia HSK 23mm Hose	Bright Chrome Plate
	ML_HSK_HOSEBRKT_DESIGNER	Hose Restrictor 25mm Feed Through Hole Suits Metlam Australia HSK 23mm Hose	Designer Black
	ML_HSKSLIDER_CHROME	ABS Chrome To Suit ML_HSK Series Hand Shower Kit	Satin Chrome Plate
	ML_HSKSLIDER_DESIGNER	ABS Chrome To Suit ML_HSK Series Hand Shower Kit	Designer Black
	ML014	ABS White Suits ML835_TRH	ABS Plastic
	ML015	Black ABS with Cast Pins Suits ML800	ABS Plastic
	ML016	Grey ABS #304 Grade Stainless Steel Pins Suits ML820 & ML825	ABS Plastic
	ML017	Chrome Plated ABS with Steel Spring Suits - Standard Toilet Roll Holders	ABS Plastic
	ML018	ABS with Steel Spring Suits - Standard Toilet Roll Holders	ABS Plastic

SPARE PARTS

	ML021	Heavy Duty Single Mould ABS Anti Theft Protective Sheath Suits - ML017 & ML018, ML018A	ABS Plastic
	ML019	Blow Moulded ABS Suits - ML4093 Series	ABS Plastic
	ML022	Polished Stainless Steel Suits - ML6002PSS, ML6004PSS & ML6049PSS	Polished Stainless Steel
	ML841_ROLLER	ABS Plastic Suits - ML841 & ML841_DESIGNER	ABS Plastic
	ML029	Chrome Plated Brass Valve with Rubber Ring Seal & ABS Soap Feed Suitable for the ML600 Series, ML602AR, ML603 Series & ML605 Series & ML640AS	Bright Chrome Plate
	ML031_2	Single Mould Clear ABS Suitable for the ML600 Series, ML602AR, ML603 Series, ML605 Series, ML640AS & ML641AS Soap Dispensers	ABS Plastic
	ML032_4	#304 Grade Stainless Steel Piston & Spout, Brass Cover Suitable for the ML628 Series 100mm Spout	Bright Chrome Plate
	ML605BS_VALVE_ONLY	Spare Soap Dispenser Valve for ML602BS, ML603BS, ML600BS_N, ML605BS_N	ABS Plastic

SPARE PARTS

	ML628_BOTTLECAP	Spare Bottle Cap Suits ML616 & ML628 Series in Basin/Vanity Soap Dispensers	ABS Plastic
	ML628_COLLAR	Bright Chrome Plate Collar to Increase Fixing Height - 38mm Suitable for the ML628 Series and the ML616 Series	Bright Chrome Plate
	102RUBBER	Single Piece Rubber Suits 102 Coat Hook	Designer Black
	MLR386	#304 Grade Stainless Steel Concave Mount	Satin Stainless Steel
	MLR385	#304 Grade Stainless Steel Flat Mount	Satin Stainless Steel