

## METLAM AUSTRALIA PRODUCT REFERENCE GUIDE



### Commercial Washroom Accessories & Toilet Partition Hardware

### Anti Ligature Grab Rails

**Effective 09 Sep 2025**

#### METLAM AUSTRALIA CONTACT DETAILS

##### CUSTOMER SERVICE & HEAD OFFICE OPERATIONS

###### HEAD OFFICE

17 Parkers Road,  
New Gisborne Vic 3438  
T: 1300 METLAM  
E: [sales@metlam.com.au](mailto:sales@metlam.com.au)

###### INTERNATIONAL SALES

For international sales please email [sales@metlam.com.au](mailto:sales@metlam.com.au)

##### AUSTRALIAN STATE & TERRITORY CONTACTS

###### COMMERCIAL MANAGER AUSTRALIA/NEW ZEALAND

Rachael Williams -Commercial Manager  
Australia/New Zealand  
T: 0407 863 730  
E: [rachael@metlam.com.au](mailto:rachael@metlam.com.au)

###### SA & NT

Adam Seabrooke – State Manager  
T: 0407 553 045  
E: [adam@metlam.com.au](mailto:adam@metlam.com.au)

###### NSW & ACT

Kurt Rose – State Manager  
T: 0429 163 961  
E: [kurt@metlam.com.au](mailto:kurt@metlam.com.au)

###### QLD

Craig Maguire – State Manager  
T: 0419 506 049  
E: [craig@metlam.com.au](mailto:craig@metlam.com.au)






###### WA

Caterina Sharpe – State Manager  
T: 0499 693 294  
E: [caterina@metlam.com.au](mailto:caterina@metlam.com.au)

ANTI LIGATURE GRAB RAILS

	MLR327_AL	#304 Grade Stainless Steel - 32mmØ 2.0mm Thick Stainless Steel Infill Plate Multiple Points Screw Fix 300mm C to C	Satin Stainless Steel	
	MLR330_AL	#304 Grade Stainless Steel - 32mmØ 2.0mm Thick Stainless Steel Infill Plate Multiple Points Screw Fix 450mm C to C	Satin Stainless Steel	
	MLR331_AL	#304 Grade Stainless Steel - 32mmØ 2.0mm Thick Stainless Steel Infill Plate Multiple Points Screw Fix 600mm C to C	Satin Stainless Steel	
	MLR332_AL	#304 Grade Stainless Steel - 32mmØ 2.0mm Thick Stainless Steel Infill Plate Multiple Points Screw Fix 750mm C to C	Satin Stainless Steel	
	MLR333_AL	#304 Grade Stainless Steel - 32mmØ 2.0mm Thick Stainless Steel Infill Plate Multiple Points Screw Fix 900mm C to C	Satin Stainless Steel	
	MLR336_AL	#304 Grade Stainless Steel - 32mmØ 2.0mm Thick Stainless Steel Infill Plate Multiple Points Screw Fix 1500mm C to C	Satin Stainless Steel	

ANTI LIGATURE GRAB RAILS

	MLR103_AL	#304 Grade Stainless Steel - 32mmØ 2.0mm Thick Stainless Steel Infill Plate Multiple Points Screw Fix	Satin Stainless Steel	
	MLR104_AL	#304 Grade Stainless Steel - 32mmØ 2.0mm Thick Stainless Steel Infill Plate Multiple Points Screw Fix	Satin Stainless Steel	
	MLR112_AL	#304 Grade Stainless Steel - 32mmØ 2.0mm Thick Stainless Steel Infill Plate Multiple Points Screw Fix Suits Right Hand or Left Hand Installation	Satin Stainless Steel	