

METLAM AUSTRALIA PRODUCT REFERENCE GUIDE



Commercial Washroom Accessories & Toilet Partition Hardware

Grab Rails & Accessibility

Effective 28 Jun 2025

METLAM AUSTRALIA CONTACT DETAILS

CUSTOMER SERVICE & HEAD OFFICE OPERATIONS

HEAD OFFICE

17 Parkers Road,
New Gisborne Vic 3438
T: 1300 METLAM
E: sales@metlam.com.au

INTERNATIONAL SALES

For New Zealand enquiries please contact:
Rachael Williams – NZ Business Development Manager
T: +61 407 863 730
E: rachael@metlam.com.au
For all enquiries outside Australia,
please email sales@metlam.com.au

AUSTRALIAN STATE & TERRITORY CONTACTS

SA & NT

Adam Seabrooke – State Manager
T: 0407 553 045
E: adam@metlam.com.au

NSW & ACT

Kurt Rose – State Manager
T: 0429 163 961
E: kurt@metlam.com.au

QLD

Craig Maguire – State Manager
T: 0419 506 049
E: craig@metlam.com.au















VIC & TAS

Rachael Williams – State Manager
T: 0407 863 730
E: rachael@metlam.com.au















WA

Caterina Sharpe – State Manager
T: 0499 693 294
E: caterina@metlam.com.au

GRAB RAILS & ACCESSIBILITY

	MLR101X_SS	#304 Grade Stainless Steel - 32mmØ Concealed Fix - 78mmØ Mount Cover Plate to Conceal Fixings	Satin Stainless Steel	
	MLR101X_DESIGNER	#304 Grade Stainless Steel - 32mmØ Concealed Fix - 78mmØ Mount Cover Plate to Conceal Fixings	Designer Black	
	MLR102X_SS	#304 Grade Stainless Steel - 32mmØ Concealed Fix - 78mmØ Mount Cover Plate to Conceal Fixings	Satin Stainless Steel	
	MLR102X_DESIGNER	#304 Grade Stainless Steel - 32mmØ Concealed Fix - 78mmØ Mount Cover Plate to Conceal Fixings	Designer Black	
	MLR103X_SS	#304 Grade Stainless Steel - 32mmØ Concealed Fix - 78mmØ Mount Cover Plate to Conceal Fixings	Satin Stainless Steel	
	MLR103X_DESIGNER	#304 Grade Stainless Steel - 32mmØ Concealed Fix - 78mmØ Mount Cover Plate to Conceal Fixings	Designer Black	
	MLR104X_SS	#304 Grade Stainless Steel - 32mmØ Concealed Fix - 78mmØ Mount Cover Plate to Conceal Fixings	Satin Stainless Steel	

GRAB RAILS & ACCESSIBILITY

	MLR104X_DESIGNER	#304 Grade Stainless Steel - 32mmØ Concealed Fix - 78mmØ Mount Cover Plate to Conceal Fixings	Designer Black	
	MLR105X_SS	#304 Grade Stainless Steel - 32mmØ Concealed Fix - 78mmØ Mount Cover Plate to Conceal Fixings	Satin Stainless Steel	
	MLR106X_SS	#304 Grade Stainless Steel - 32mmØ Concealed Fix - 78mmØ Mount Cover Plate to Conceal Fixings	Satin Stainless Steel	
	MLR107MKII_SS	#304 Grade Stainless Steel - 32mmØ Concealed Fix - 78mmØ Mount Cover Plate to Conceal Fixings	Satin Stainless Steel	
	MLR107MKII_DESIGNER	#304 Grade Stainless Steel - 32mmØ Concealed Fix - 78mmØ Mount Cover Plate to Conceal Fixings	Designer Black	
	MLR108MKII_SS	#304 Grade Stainless Steel - 32mmØ Concealed Fix - 78mmØ Mount Cover Plate to Conceal Fixings	Satin Stainless Steel	
	MLR108MKII_DESIGNER	#304 Grade Stainless Steel - 32mmØ Concealed Fix - 78mmØ Mount Cover Plate to Conceal Fixings	Designer Black	

GRAB RAILS & ACCESSIBILITY



MLR1078_SS

#304 Grade Stainless Steel - 32mmØ
Concealed Fix -
78mmØ Mount
Cover Plate to Conceal Fixings

Satin Stainless Steel



MLR109_SS

#304 Grade Stainless Steel - 32mmØ
Concealed Fix -
78mmØ Mount
Cover Plate to Conceal Fixings

Satin Stainless Steel



MLR110_SS

#304 Grade Stainless Steel - 32mmØ
Concealed Fix -
78mmØ Mount
Cover Plate to Conceal Fixings

Satin Stainless Steel



MLR112_SS

#304 Grade Stainless Steel - 32mmØ
Concealed Fix -
78mmØ Mount
Cover Plate to Conceal Fixings
Suits Right Hand or Left Hand Installation

Satin Stainless Steel



MLR112_DESIGNER

#304 Grade Stainless Steel - 32mmØ
Concealed Fix -
78mmØ Mount
Cover Plate to Conceal Fixings
Suits Right Hand or Left Hand Installation

Designer Black



MLR119MKII

#304 Grade Stainless Steel Frame and Mounts
White Padded PVC Backrest
Concealed Fix
20mm Adjustable Height on Backrest
Adjustable Backrest Depth to Suit Installation Requirements

Satin Stainless Steel



GRAB RAILS & ACCESSIBILITY



MLR112_ANMB

#304 Grade Stainless Steel - 32mmØ
Concealed Fix -
78mmØ Mount
Cover Plate to Conceal Fixings
Suits Right Hand or Left Hand Installation

Antimicrobial



MLR122MOD_SS

#304 Grade Stainless Steel - 32mmØ
Concealed Fix -
78mmØ Mount
Cover Plate to Conceal Fixings
Height can be trimmed to the required size on-site

Satin Stainless Steel



MLR113MOD_SS

#304 Grade Stainless Steel - 32mmØ
Concealed Fix -
78mmØ Mount
Cover Plate to Conceal Fixings

Satin Stainless Steel



MLR114MOD_SS

#304 Grade Stainless Steel - 32mmØ
Concealed Fix -
78mmØ Mount
Cover Plate to Conceal Fixings

Satin Stainless Steel



MLR115MOD_SS

#304 Grade Stainless Steel - 32mmØ
Concealed Fix -
78mmØ Mount
Cover Plate to Conceal Fixings

Satin Stainless Steel



MLR115MOD_DESIGNER

#304 Grade Stainless Steel - 32mmØ
Concealed Fix -
78mmØ Mount
Cover Plate to Conceal Fixings

Designer Black



MLR115MOD_ANMB

#304 Grade Stainless Steel - 32mmØ
Concealed Fix -
78mmØ Mount
Cover Plate to Conceal Fixings






Antimicrobial



GRAB RAILS & ACCESSIBILITY

	MLR116MOD_SS	#304 Grade Stainless Steel - 32mmØ Concealed Fix - 78mmØ Mount Cover Plate to Conceal Fixings	Satin Stainless Steel	
	MLR116MOD_DESIGNER	#304 Grade Stainless Steel - 32mmØ Concealed Fix - 78mmØ Mount Cover Plate to Conceal Fixings	Designer Black	
	MLR116MOD_ANMB	#304 Grade Stainless Steel - 32mmØ Concealed Fix - 78mmØ Mount Cover Plate to Conceal Fixings	Antimicrobial	
	MLR119MKII_DESIGNER	#304 Grade Stainless Steel Frame and Mounts White Padded PVC Backrest Concealed Fix 20mm Adjustable Height on Backrest Adjustable Backrest Depth to Suit Installation Requirements	Designer Black	
	MLR119MKII_ANMB	#304 Grade Stainless Steel Frame and Mounts White Padded PVC Backrest Concealed Fix 20mm Adjustable Height on Backrest Adjustable Backrest Depth to Suit Installation Requirements	Antimicrobial	





GRAB RAILS & ACCESSIBILITY

	MLR119C_VP_ANMB	#304 Grade Stainless Steel Frame, Backrest, and Mounts with Curved Rail Concealed Fix 20mm Adjustable Height on Backrest Adjustable Backrest Depth to Suit Installation Requirements Backrest is secured using tamper-resistant security screws (supplied)	Antimicrobial	
	MLR50_SS	#304 Grade Stainless Steel Tubing 1.2mm #304 Grade Stainless Steel - 32mmØ Seamless Welded and Polished Unit Stores in an Upright Position	Satin Stainless Steel	
	MLR50_TPH_SS	#304 Grade Stainless Steel Tubing 1.2mm #304 Grade Stainless Steel - 32mmØ Toilet Roll Holder Seamless Welded and Polished Unit Stores in an Upright Position	Satin Stainless Steel	
	MLR50NCAL_UNI_SS	#304 Grade Stainless Steel Tubing 1.2mm #304 Grade Stainless Steel - 32mmØ Nurse Call Facility Seamless Welded and Polished Unit Stores in an Upright Position	Satin Stainless Steel	

GRAB RAILS & ACCESSIBILITY

	MLR50NCAL_UNITPH_SS	#304 Grade Stainless Steel Tubing 1.2mm #304 Grade Stainless Steel - 32mmØ Nurse Call Facility Toilet Roll Holder Seamless Welded and Polished Unit Stores in an Upright Position	Satin Stainless Steel
	MLR55_SS	#304 Grade Stainless Steel Tubing 1.2mm #304 Grade Stainless Steel - 32mmØ Click Lock System to Prevent Rail from Sliding Down Seamless Welded and Polished Unit Stores in an Upright Position	Satin Stainless Steel
	MLR55_PSS	#304 Grade Stainless Steel Tubing 1.2mm #304 Grade Stainless Steel - 32mmØ Click Lock System to Prevent Rail from Sliding Down Seamless Welded and Polished Unit Stores in an Upright Position	Polished Stainless Steel
	MLR55_PEEN	#304 Grade Stainless Steel with a Peened Non Slip Finish Tubing 1.2mm #304 Grade Stainless Steel - 32mmØ Click Lock System to Prevent Rail from Sliding Down Seamless Welded and Polished Unit Stores in an Upright Position	Peened

GRAB RAILS & ACCESSIBILITY

	MLR55_TPH_SS	<p>#304 Grade Stainless Steel Tubing 1.2mm #304 Grade Stainless Steel - 32mmØ Toilet Roll Holder Click Lock System to Prevent Rail from Sliding Down Seamless Welded and Polished Unit Stores in an Upright Position</p>	Satin Stainless Steel
	MLR55_TPH_PSS	<p>#304 Grade Stainless Steel Tubing 1.2mm #304 Grade Stainless Steel - 32mmØ Toilet Roll Holder Click Lock System to Prevent Rail from Sliding Down Seamless Welded and Polished Unit Stores in an Upright Position</p>	Polished Stainless Steel
	MLR55TPH_PEEN	<p>#304 Grade Stainless Steel with Peened Non-Slip Finish Tubing 1.2mm #304 Grade Stainless Steel - 32mmØ Toilet Roll Holder Click Lock System to Prevent Rail from Sliding Down Seamless Welded and Polished Unit stores in an Upright Position</p>	Peened
	MLR32X25X600	<p>#304 Grade Stainless Steel Combined Grab Rail 32mmØ with Inner Towel Rail 25mmØ</p>	Satin Stainless Steel

GRAB RAILS & ACCESSIBILITY



MLR327_SS

#304 Grade Stainless Steel - 32mmØ
Concealed Fix -
78mmØ Mount
Cover Plate to Conceal
Fixings
300mm C to C

Satin Stainless Steel



MLR327_DESIGNER

#304 Grade Stainless Steel - 32mmØ
Concealed Fix -
78mmØ Mount
Cover Plate to Conceal
Fixings
300mm C to C

Designer Black



MLR328_SS

#304 Grade Stainless Steel - 32mmØ
Concealed Fix -
78mmØ Mount
Cover Plate to Conceal
Fixings
350mm C to C

Satin Stainless Steel



MLR329_SS

#304 Grade Stainless Steel - 32mmØ
Concealed Fix -
78mmØ Mount
Cover Plate to Conceal
Fixings
400mm C to C

Satin Stainless Steel



MLR330_SS

#304 Grade Stainless Steel - 32mmØ
Concealed Fix -
78mmØ Mount
Cover Plate to Conceal
Fixings
450mm C to C

Satin Stainless Steel



MLR330_DESIGNER

#304 Grade Stainless Steel - 32mmØ
Concealed Fix -
78mmØ Mount
Cover Plate to Conceal
Fixings
450mm C to C

Designer Black



GRAB RAILS & ACCESSIBILITY

	MLR331_SS	#304 Grade Stainless Steel - 32mmØ Concealed Fix - 78mmØ Mount Cover Plate to Conceal Fixings 600mm C to C	Satin Stainless Steel	
	MLR331_DESIGNER	#304 Grade Stainless Steel - 32mmØ Concealed Fix - 78mmØ Mount Cover Plate to Conceal Fixings 600mm C to C	Designer Black	
	MLR332_SS	#304 Grade Stainless Steel Concealed Fix - 78mmØ Mount Cover Plate to Conceal Fixings 750mm C to C	Satin Stainless Steel	
	MLR332_DESIGNER	#304 Grade Stainless Steel Concealed Fix - 78mmØ Mount Cover Plate to Conceal Fixings 750mm C to C	Designer Black	
	MLR338_SS	#304 Grade Stainless Steel Concealed Fix - 78mmØ Mount Cover Plate to Conceal Fixings 800mm C to C	Satin Stainless Steel	
	MLR333_SS	#304 Grade Stainless Steel Concealed Fix - 78mmØ Mount Cover Plate to Conceal Fixings 900mm C to C	Satin Stainless Steel	

GRAB RAILS & ACCESSIBILITY

	MLR333_DESIGNER	#304 Grade Stainless Steel Concealed Fix - 78mmØ Mount Cover Plate to Conceal Fixings 900mm C to C	Designer Black	
	MLR335_SS	#304 Grade Stainless Steel Concealed Fix - 78mmØ Mount Cover Plate to Conceal Fixings 1200mm C to C	Satin Stainless Steel	
	MLR336_SS	#304 Grade Stainless Steel Concealed Fix - 78mmØ Mount Cover Plate to Conceal Fixings 1500mm C to C	Satin Stainless Steel	
	MLR430_PSS	#304 Grade Stainless Steel - 32mmØ Concealed Fix - 78mmØ Mount Cover Fix Screw On Flange Cover 450mm C to C	Polished Stainless Steel	
	MLR430_PSS_25MM	#304 Grade Stainless Steel - 25mmØ Concealed Fix - 78mmØ Mount Cover Fix Screw On Flange Cover 450mm C to C	Polished Stainless Steel	
	MLR431_PSS	#304 Grade Stainless Steel - 32mmØ Concealed Fix - 78mmØ Mount Cover Fix Screw On Flange Cover 600mm C to C	Polished Stainless Steel	

GRAB RAILS & ACCESSIBILITY

	MLR432_PSS	#304 Grade Stainless Steel - 32mmØ Concealed Fix - 78mmØ Mount Cover Fix Screw On Flange Cover 750mm C to C	Polished Stainless Steel	
	MLR433_PSS	#304 Grade Stainless Steel - 32mmØ Concealed Fix - 78mmØ Mount Cover Fix Screw On Flange Cover 900mm C to C	Polished Stainless Steel	
	MLR435_PSS	#304 Grade Stainless Steel - 32mmØ Concealed Fix - 78mmØ Mount Cover Fix Screw On Flange Cover 1200mm C to C	Polished Stainless Steel	
	MLR435_PSS_25MM	#304 Grade Stainless Steel - 25mmØ Concealed Fix - 78mmØ Mount Cover Fix Screw On Flange Cover 1200mm C to C	Polished Stainless Steel	
	MLR327_ANMB	#304 Grade Stainless Steel - 32mmØ Concealed Fix - 78mmØ Mount Cover Plate to Conceal Fixings 300mm C to C	Antimicrobial	
	MLR330_ANMB	#304 Grade Stainless Steel - 32mmØ Concealed Fix - 78mmØ Mount Cover Plate to Conceal Fixings 450mm C to C	Antimicrobial	

GRAB RAILS & ACCESSIBILITY

	MLR331_ANMB	#304 Grade Stainless Steel - 32mmØ Concealed Fix - 78mmØ Mount Cover Plate to Conceal Fixings 600mm C to C	Antimicrobial	
	MLR332_ANMB	#304 Grade Stainless Steel Concealed Fix - 78mmØ Mount Cover Plate to Conceal Fixings 750mm C to C	Antimicrobial	
	MLR333_ANMB	#304 Grade Stainless Steel - 32mmØ Concealed Fix - 78mmØ Mount Cover Plate to Conceal Fixings 900mm C to C	Antimicrobial	
	MLR327_AL	#304 Grade Stainless Steel - 32mmØ 2.0mm Thick Stainless Steel Infill Plate Multiple Points Screw Fix 300mm C to C	Satin Stainless Steel	
	MLR330_AL	#304 Grade Stainless Steel - 32mmØ 2.0mm Thick Stainless Steel Infill Plate Multiple Points Screw Fix 450mm C to C	Satin Stainless Steel	
	MLR331_AL	#304 Grade Stainless Steel - 32mmØ 2.0mm Thick Stainless Steel Infill Plate Multiple Points Screw Fix 600mm C to C	Satin Stainless Steel	

GRAB RAILS & ACCESSIBILITY

	MLR332_AL	#304 Grade Stainless Steel - 32mmØ 2.0mm Thick Stainless Steel Infill Plate Multiple Points Screw Fix 750mm C to C	Satin Stainless Steel	
	MLR333_AL	#304 Grade Stainless Steel - 32mmØ 2.0mm Thick Stainless Steel Infill Plate Multiple Points Screw Fix 900mm C to C	Satin Stainless Steel	
	MLR336_AL	#304 Grade Stainless Steel - 32mmØ 2.0mm Thick Stainless Steel Infill Plate Multiple Points Screw Fix 1500mm C to C	Satin Stainless Steel	
	MLR750_PEEN	#304 Grade Stainless Steel - 32mmØ with a Peened Non Slip Finish Concealed Fix - 80mmØ Mount Cover Plate to Conceal Fixings Suits Right Hand or Left Hand Installation	Peened	
	MLR103_AL	#304 Grade Stainless Steel - 32mmØ 2.0mm Thick Stainless Steel Infill Plate Multiple Points Screw Fix	Satin Stainless Steel	
	MLR104_AL	#304 Grade Stainless Steel - 32mmØ 2.0mm Thick Stainless Steel Infill Plate Multiple Points Screw Fix	Satin Stainless Steel	

GRAB RAILS & ACCESSIBILITY



MLR112_AL

#304 Grade Stainless Steel - 32mmØ
2.0mm Thick Stainless Steel Infill Plate
Multiple Points Screw Fix
Suits Right Hand or Left Hand Installation

Satin Stainless Steel



MLR327_PEEN

#304 Grade Stainless Steel - 32mmØ with a Peened Non Slip Finish
Concealed Fix - 80mmØ Mount
Cover Plate to Conceal Fixings
300mm C to C

Peened



MLR330_PEEN

#304 Grade Stainless Steel - 32mmØ with a Peened Non Slip Finish
Concealed Fix - 80mmØ Mount
Cover Plate to Conceal Fixings
450mm C to C

Peened



MLR331_PEEN

#304 Grade Stainless Steel - 32mmØ with a Peened Non Slip Finish
Concealed Fix - 80mmØ Mount
Cover Plate to Conceal Fixings
600mm C to C

Peened



MLR332_PEEN

#304 Grade Stainless Steel - 32mmØ with a Peened Non Slip Finish
Concealed Fix - 80mmØ Mount
Cover Plate to Conceal Fixings
750mm C to C

Peened



MLRBT_FXPLATE

Diecast Zinc
Concealed Fix,
Compatible for Use with M5 Machine Threads

Satin Stainless Steel

GRAB RAILS & ACCESSIBILITY



MLRBT_FXPLATE_DESIGNER

Diecast Zinc
Concealed Fix,
Compatible for Use
with M5 Machine
Threads

Designer Black



ML_SK108_SS

#304 Grade Stainless
Steel Grab Rail with a
Chrome/Grey Shower
Kit
Concealed Fix - 78mmØ
Mount

Satin Stainless
Steel

ML_SK108_DESIGNER

#304 Grade Stainless
Steel Grab Rail with a
Designer Black Shower
Kit
Concealed Fix - 78mmØ
Mount

Designer Black



ML_SK1078_SS

#304 Grade Stainless
Steel Grab Rail with a
Chrome/Grey Shower
Kit
Concealed Fix - 78mmØ
Mount
Universal Mounting for
Left or Right Handed
Installation

Satin Stainless
Steel

ML_SK107_SS

#304 Grade Stainless
Steel Grab Rail with a
Chrome/Grey Shower
Kit
Concealed Fix - 78mmØ
Mount

Satin Stainless
Steel

ML_SK338_SS

#304 Grade Stainless
Steel Grab Rail with a
Chrome/Grey Shower
Kit
Concealed Fix - 78mmØ
Mount











Satin Stainless
Steel

MLR427_PSS

#304 Grade Stainless
Steel - 32mmØ
Concealed Fix -
78mmØ Mount
Cover Fix Screw On
Flange Cover
300mm C to C

Polished
Stainless Steel







GRAB RAILS & ACCESSIBILITY

	MLR121LH_SET	#304 Grade Stainless Steel Frame and Mounts White Padded PVC Backrest Concealed Fix 20mm Adjustable Height on Backrest Adjustable Backrest Depth to Suit Installation Requirements	Satin Stainless Steel	
	MLR121RH_SET	#304 Grade Stainless Steel Frame and Mounts White Padded PVC Backrest Concealed Fix Adjustable Backrest Depth to Suit Installation Requirements	Satin Stainless Steel	
	MLR121LH_VPSET	#304 Grade Stainless Steel Frame and Mounts Vandal Proof Concealed Fix Adjustable Backrest Depth to Suit Installation Requirements	Satin Stainless Steel	
	MLR121RH_VPSET	#304 Grade Stainless Steel Frame and Mounts Vandal Proof Concealed Fix Adjustable Backrest Depth to Suit Installation Requirements	Satin Stainless Steel	
	MLR120LH_SET	#304 Grade Stainless Steel Frame and Mounts White Padded PVC Backrest Concealed Fix Adjustable Backrest Depth to Suit Installation Requirements	Satin Stainless Steel	











GRAB RAILS & ACCESSIBILITY

	MLR120RH_SET	#304 Grade Stainless Steel Frame and Mounts White Padded PVC Backrest Concealed Fix Adjustable Backrest Depth to Suit Installation Requirements	Satin Stainless Steel	
	MLR120LH_VPSET	#304 Grade Stainless Steel Frame and Mounts Vandal Proof Concealed Fix Adjustable Backrest Depth to Suit Installation Requirements	Satin Stainless Steel	
	MLR120RH_VPSET	#304 Grade Stainless Steel Frame and Mounts Vandal Proof Concealed Fix Adjustable Backrest Depth to Suit Installation Requirements	Satin Stainless Steel	
	MLR119CMKII	#304 Grade Stainless Steel Frame and Mounts with Curved Rail White Padded PVC Backrest Concealed Fix 20mm Adjustable Height on Backrest Adjustable Backrest Depth to Suit Installation Requirements	Satin Stainless Steel	





GRAB RAILS & ACCESSIBILITY

	MLR119C_VP	#304 Grade Stainless Steel Frame, Backrest, and Mounts with Curved Rail Concealed Fix 20mm Adjustable Height on Backrest Adjustable Backrest Depth to Suit Installation Requirements Backrest is secured using tamper-resistant security screws (supplied)	Satin Stainless Steel	
	MLR119_VP	#304 Grade Stainless Steel Frame, Backrest, and Mounts Concealed Fix 20mm Adjustable Height on Backrest Adjustable Backrest Depth to Suit Installation Requirements Backrest is secured using tamper-resistant security screws (supplied)	Satin Stainless Steel	
	MLR119CMKII_DESIGNER	#304 Grade Stainless Steel Frame and Mounts with Curved Rail White Padded PVC Backrest Concealed Fix 20mm Adjustable Height on Backrest Adjustable Backrest Depth to Suit Installation Requirements	Designer Black	

GRAB RAILS & ACCESSIBILITY

	MLR119CMKII_ANMB	#304 Grade Stainless Steel Frame and Mounts with Curved Rail White Padded PVC Backrest Concealed Fix 20mm Adjustable Height on Backrest Adjustable Backrest Depth to Suit Installation Requirements	Antimicrobial	
	MLR102X_ANMB	#304 Grade Stainless Steel - 32mmØ Concealed Fix - 78mmØ Mount Cover Plate to Conceal Fixings	Antimicrobial	
	MLR103X_ANMB	#304 Grade Stainless Steel - 32mmØ Concealed Fix - 78mmØ Mount Cover Plate to Conceal Fixings	Antimicrobial	
	MLR104X_ANMB	#304 Grade Stainless Steel - 32mmØ Concealed Fix - 78mmØ Mount Cover Plate to Conceal Fixings	Antimicrobial	
	MLR101X_ANMB	#304 Grade Stainless Steel - 32mmØ Concealed Fix - 78mmØ Mount Cover Plate to Conceal Fixings	Antimicrobial	

GRAB RAILS & ACCESSIBILITY

	MLRB_LHNC_SS	<p>#304 Grade Stainless Steel 32mm with solid tube reinforcement</p> <p>Drop Down leg Features approximately 10mm of extension for uneven surfaces</p> <p>Unit is seamless welded and polished</p> <p>Click Lock when Grab Rail is in the upright position</p>	Satin Stainless Steel
	MLRB_RHNC_SS	<p>#304 Grade Stainless Steel 32mm with solid tube reinforcement</p> <p>Drop Down leg Features approximately 10mm of extension for uneven surfaces</p> <p>Unit is seamless welded and polished</p> <p>Click Lock when Grab Rail is in the upright position</p>	Satin Stainless Steel
	MLRB_TRH_SS	<p>#304 Grade Stainless Steel 32mm with solid tube reinforcement</p> <p>Drop Down leg Features approximately 10mm of extension for uneven surfaces</p> <p>Unit is seamless welded and polished</p> <p>Click Lock when Grab Rail is in the upright position</p> <p>Toilet Roll Holder</p>	Satin Stainless Steel
	MLRB_LHTWIN_SS	<p>#304 Grade Stainless Steel 32mm with solid tube reinforcement</p> <p>Drop Down leg Features approximately 10mm of extension for uneven surfaces</p> <p>Unit is seamless welded and polished</p> <p>Click Lock when Grab Rail is in the upright position</p> <p>Toilet Roll Holder</p>	Satin Stainless Steel

GRAB RAILS & ACCESSIBILITY



MLRB_RHTWIN_SS

#304 Grade Stainless Steel 32mm with solid tube reinforcement
Drop Down leg Features approximately 10mm of extension for uneven surfaces
Unit is seamless welded and polished
Click Lock when Grab Rail is in the upright position
Toilet Roll Holder

Satin Stainless Steel