

Metlam Australia
Care & Maintenance Guide
Aluminium Products

Cleaning and Maintaining Aluminium

While durable, aluminium products benefit from cleaning to maintain a high quality finish and long life expectancy.




(1) Guidelines for day-to-day upkeep

Routine cleaning prevents any stubborn stains from building up.

Simply wipe aluminium products with warm soft water and mild neutral pH soap or detergent using a clean damp cloth or sponge.

After wiping, rinse with clean water and wipe the surface dry with a soft absorbent cloth. This ensures that streaky marks aren't left behind.

The above should be carried out during cooler temperatures

-  Do not drag rough items across the surface and be aware of grit trapped under other materials. This will spoil the finish and can cause scratches.
-  Do not rub with steel/wire wool or a metal brush or scrape with steel tools. This can scratch the surface.
-  Do not clean with strong alkaline and acid substances, those containing chloride, fluoride or sulphate additives. This can compromise the oxide layer that protects the aluminium beneath.

Using incorrect cleaning products/methods can damage your Metlam Australia aluminium product and void the Metlam Australia Warranty.



For more information on how to clean and maintain your Metlam Australia products visit the Metlam Australia YouTube channel [here](#)