




Metlam Australia  
Care & Maintenance Guide  
Powder Coated Products

## Cleaning and Maintaining Power Coat Finishes

While durable, powder coated products can benefit from cleaning to maintain a high quality finish and long life expectancy.


### (1) Guidelines for day-to-day upkeep


 Before commencing any cleaning regime, remember to disconnect any electrical cables.


Metlam Australia stainless steel products look best when cleaned regularly.


Simply wipe powder coated surfaces with warm soft water and mild neutral pH soap or detergent using a clean damp cloth or sponge.

After wiping, rinse with clean water and wipe the surface dry with a soft absorbent cloth. This ensures that streaky marks aren't left behind.

 Before cleaning with a new cleaning product, it is recommended that a small non-visible area of the powder coated product be tested to ensure that no colour change or damage will occur.

 Do not use strong solvents such as thinners or solutions containing chlorinated hydrocarbons, esters, or ketones.

 Do not use abrasive cleaners or drag rough items across the surface and be aware of grit trapped under other materials. This will spoil the finish and can cause scratches.

 Do not rub with steel/wire wool or a metal brush or scrape with steel tools. This can scratch and chip the surface.

Using incorrect cleaning products/methods can damage your Metlam Australia powder coated product and void the Metlam Australia Warranty.



For more information on how to clean and maintain your Metlam Australia products visit the Metlam Australia YouTube channel [here](#)