

## ML\_8200REC Recessed Horizontal Baby Change Station

### Material Specifications

- Exterior clad in Stainless Steel
- Hi-density bacteria resistant Polyethylene interior

### Dimensions

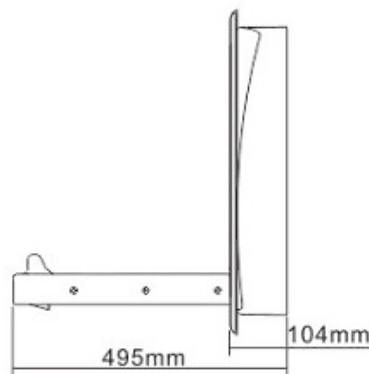
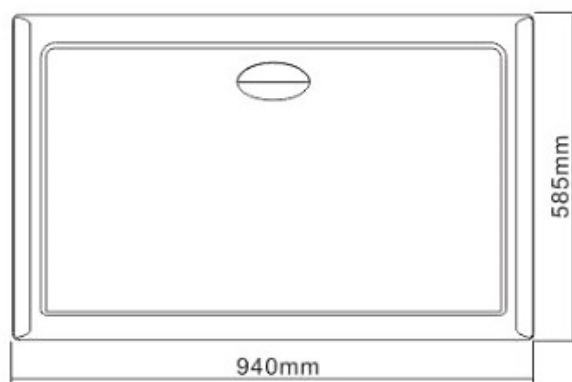
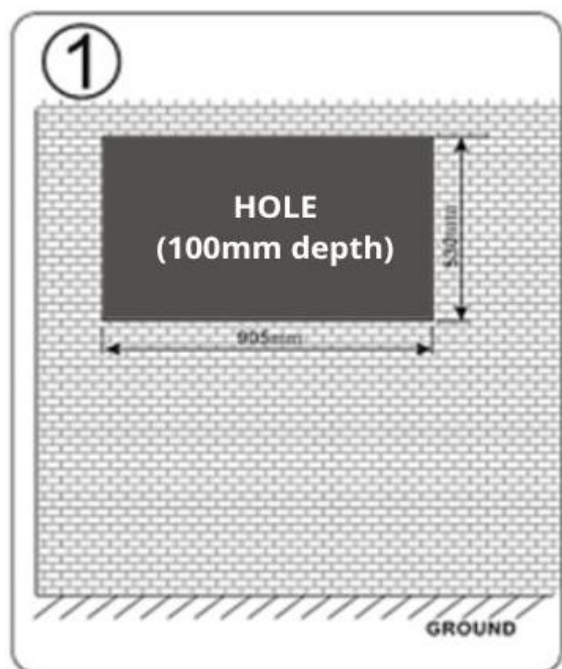
- Stand-off Closed:** 940mmW x 585mmH
- Open:** 940mmW x 585mmH x 495mm D
- Wall Opening:** 905mmW x 530mmH x 92mmD

### Installation Guidelines

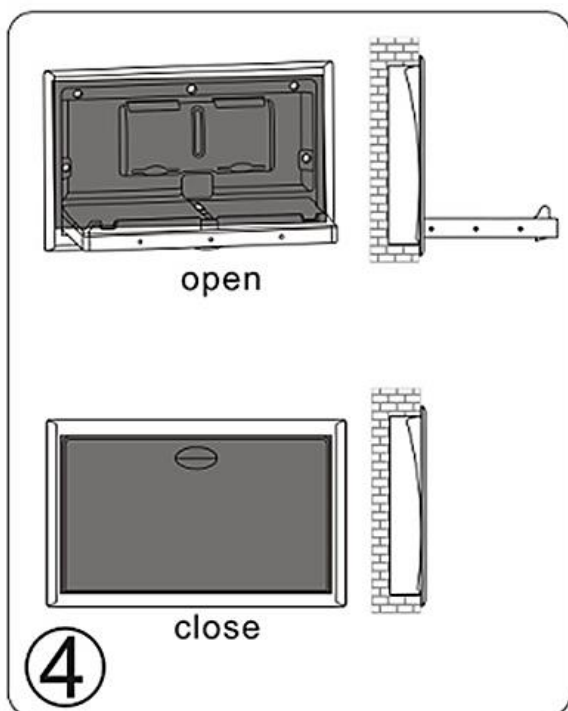
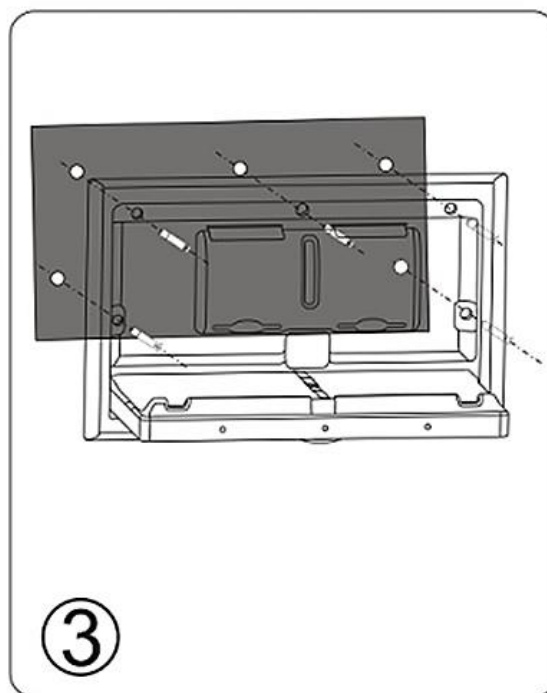
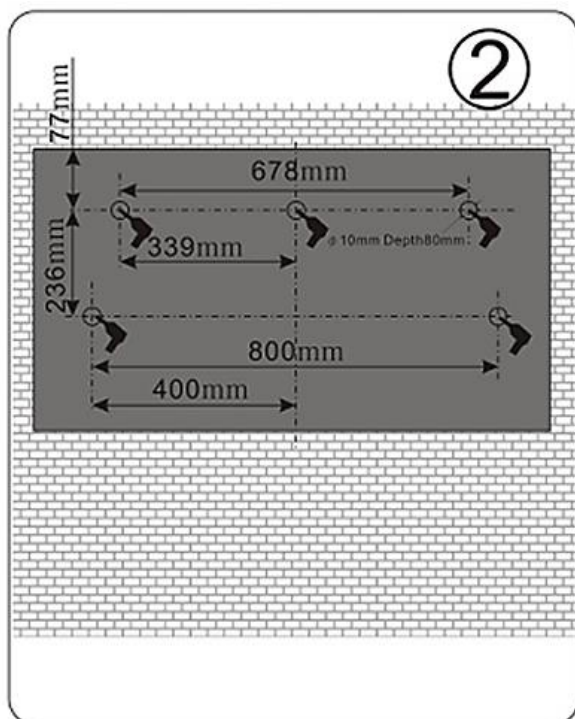
**Please note this unit is designed for a rear mount installation only**

#### AS1428.1 Standard - Baby Change Table Mounting Instructions

- Baby Change Tables shall not encroach into the circulation space of any other toilet facility when in the folded position*
- Baby Change Tables shall have a maximum height of 820mm and a minimum clearance of 720mm when in the open position (above finished floor level).*



The photographs and line drawings of the products presented above are representational only.  
Metlam Australia Pty Ltd reserves the right to, and from time to time, make changes and improvements in design and dimensions.



The photographs and line drawings of the products presented above are representational only.  
Metlam Australia Pty Ltd reserves the right to, and from time to time, make changes and improvements in design and dimensions.

## Warning

1. Do not stay away from baby, never leave child unattended.
2. Take care of the baby, avoid serious injury from falling or sliding out.
3. Always use restraint belt when using.
4. Children forbidden from hanging on the unit, there are risks of falling.
5. Designed for infants only, age up to 3 years and weighing less than 20kgs
6. Designed for baby care, it is strictly forbidden to use as an infant bed.

## CHECK THE UNIT REGULARLY

Check all hardware components monthly or as required to ensure hardware is tight and there is no missing or damaged components. Immediately take unit 'Out of Service' if any component is missing or damaged.



This product is AS1428.1 compliant (accessible compliant) when installed in accordance with the guidelines.

*The technical recommendations contained in this document are necessarily of a general nature and should not be relied on for specific applications without first securing competent advice. Whilst Metlam Australia Pty Ltd has taken all reasonable steps to ensure the information contained herein is accurate and current, it does not warrant the accuracy or completeness of the information and does not accept liability for errors or omissions. Any Commercial product should only be installed by a competent tradesperson and serviced/maintained by knowledgeable janitorial staff or competent people. Metlam Australia accepts no responsibility for any damage to product, walls or fixtures due to incorrect installation or maintenance of any of their products.*