













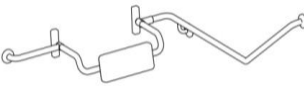
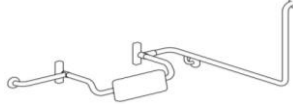















WASHROOM / SANITARY ACCESSORIES							
CODE	PROVIDED BY	ITEM	AREA	DESCRIPTION	MATERIAL/SUPPLIER	NOTES	IMAGE
TRH	BUILDER OR CONTRACTOR	TOILET ROLL HOLDER	PLEASE SEE PLANS AND ELEVATIONS FOR LOCATION	PRODUCT: DOUBLE TOILET ROLL HOLDER SATIN STAINLESS STEEL CODE: ML 267	SUPPLIER: METLAM AUSTRALIA CONTACT: SALES PHONE: 1300METLAM (1300 638 526) EMAIL: sales@metlam.com.au WEB: www.metlam.com.au	Lockable. Fully compliant with AS1428 Disability Standard.	
TRH	BUILDER OR CONTRACTOR	TOILET ROLL HOLDER	PLEASE SEE PLANS AND ELEVATIONS FOR LOCATION	PRODUCT: JUMBO TOILET PAPER DISPENSER SATIN STAINLESS STEEL CODE: ML 841	SUPPLIER: METLAM AUSTRALIA CONTACT: SALES PHONE: 1300METLAM (1300 638 526) EMAIL: sales@metlam.com.au WEB: www.metlam.com.au	Lockable.	
SD	BUILDER OR CONTRACTOR	SOAP DISPENSER	PLEASE SEE PLANS AND ELEVATIONS FOR LOCATION	PRODUCT: VERTICAL SOAP DISPENSER c/w BLACK SOAP VALVE. SATIN STAINLESS STEEL CODE: ML 605 BS	SUPPLIER: METLAM AUSTRALIA CONTACT: SALES PHONE: 1300METLAM (1300 638 526) EMAIL: sales@metlam.com.au WEB: www.metlam.com.au	Lockable. Refillable 1.2 ltr capacity.	
PTD	BUILDER OR CONTRACTOR	PAPER TOWEL DISPENSER	PLEASE SEE PLANS AND ELEVATIONS FOR LOCATION	PRODUCT: PAPER TOWEL DISPENSER SATIN STAINLESS STEEL CODE: ML 725 SS	SUPPLIER: METLAM AUSTRALIA CONTACT: SALES PHONE: 1300METLAM (1300 638 526) EMAIL: sales@metlam.com.au WEB: www.metlam.com.au	Lockable. Requires 450 C-Fold or 600 Multi-Fold paper towel.	
PTD	BUILDER OR CONTRACTOR	PAPER TOWEL DISPENSER & WASTE RECEPTACLE	PLEASE SEE PLANS AND ELEVATIONS FOR LOCATION	PRODUCT: PAPER TOWEL DISPENSER & WASTE BIN (Recessed or Surface Mounted) SATIN STAINLESS STEEL CODE: ML 710 SS	SUPPLIER: METLAM AUSTRALIA CONTACT: SALES PHONE: 1300METLAM (1300 638 526) EMAIL: sales@metlam.com.au WEB: www.metlam.com.au	Lockable. Requires 350 C-Fold or 475 Multi-Fold paper towel. Includes 6.5 litre removable waste receptacle.	





WASHROOM / SANITARY ACCESSORIES							
CODE	PROVIDED BY	ITEM	AREA	DESCRIPTION	MATERIAL/SUPPLIER	NOTES	IMAGE
HD	BUILDER OR CONTRACTOR	HAND DRYER	PLEASE SEE PLANS AND ELEVATIONS FOR LOCATION	PRODUCT: ECOSLENDER SLIMLINE AUTOMATIC HAND DRYER SATIN STAINLESS STEEL CODE: ECOSLENDER 05	SUPPLIER: METLAM AUSTRALIA CONTACT: SALES PHONE: 1300METLAM (1300 638 526) EMAIL: sales@metlam.com.au WEB: www.metlam.com.au	3 year warranty. Less than 15 second drying time saving up to 80% in energy costs.	
CH	BUILDER OR CONTRACTOR	COAT HOOK	PLEASE SEE PLANS AND ELEVATIONS FOR LOCATION	PRODUCT: COAT HOOK & BUMPER SATIN CHROME PLATE CODE: ML 202-SCP	SUPPLIER: METLAM AUSTRALIA CONTACT: SALES PHONE: 1300METLAM (1300 638 526) EMAIL: sales@metlam.com.au WEB: www.metlam.com.au		
SH	BUILDER OR CONTRACTOR	SOAP HOLDER	PLEASE SEE PLANS AND ELEVATIONS FOR LOCATION	PRODUCT: SOAP HOLDER SATIN STAINLESS STEEL CODE: ML 230 S	SUPPLIER: METLAM AUSTRALIA CONTACT: SALES PHONE: 1300METLAM (1300 638 526) EMAIL: sales@metlam.com.au WEB: www.metlam.com.au		
SHF	BUILDER OR CONTRACTOR	SHELF	PLEASE SEE PLANS AND ELEVATIONS FOR LOCATION	PRODUCT: SHELF 300w x 128d SATIN STAINLESS STEEL CODE: ML 950-12	SUPPLIER: METLAM AUSTRALIA CONTACT: SALES PHONE: 1300METLAM (1300 638 526) EMAIL: sales@metlam.com.au WEB: www.metlam.com.au	Fully compliant with AS1428 Disability Standard.	
MIR	BUILDER OR CONTRACTOR	MIRROR	PLEASE SEE PLANS AND ELEVATIONS FOR LOCATION	PRODUCT: 6mm MIRROR 450w x 1000h FRAMED SATIN STAINLESS STEEL CODE: ML 771-5	SUPPLIER: METLAM AUSTRALIA CONTACT: SALES PHONE: 1300METLAM (1300 638 526) EMAIL: sales@metlam.com.au WEB: www.metlam.com.au	Fully compliant with AS1428 Disability Standard.	

WASHROOM / SANITARY ACCESSORIES							
CODE	PROVIDED BY	ITEM	AREA	DESCRIPTION	MATERIAL/SUPPLIER	NOTES	IMAGE
BCT	BUILDER OR CONTRACTOR	BABY CHANGE TABLE	PLEASE SEE PLANS AND ELEVATIONS FOR LOCATION	PRODUCT: BABY CHANGE TABLE HORIZONTAL POLYETHYLENE - OFF WHITE CODE: ML 8100 H	SUPPLIER: METLAM AUSTRALIA CONTACT: SALES PHONE: 1300METLAM (1300 638 526) EMAIL: sales@metlam.com.au WEB: www.metlam.com.au		
MBR	BUILDER OR CONTRACTOR	MOP & BROOM RACK	PLEASE SEE PLANS AND ELEVATIONS FOR LOCATION	PRODUCT: MOP & BROOM RACK c/w 4 HOLDERS SATIN STAINLESS STEEL CODE: ML 981-4	SUPPLIER: METLAM AUSTRALIA CONTACT: SALES PHONE: 1300METLAM (1300 638 526) EMAIL: sales@metlam.com.au WEB: www.metlam.com.au	3 holder version depicted.	
GR	BUILDER OR CONTRACTOR	GRAB RAIL	PLEASE SEE PLANS AND ELEVATIONS FOR LOCATION	PRODUCT: GRAB RAIL AMBULANT 450 x 450mm SATIN STAINLESS STEEL CODE: MLR 112 (Non-Handed)	SUPPLIER: METLAM AUSTRALIA CONTACT: SALES PHONE: 1300METLAM (1300 638 526) EMAIL: sales@metlam.com.au WEB: www.metlam.com.au	Fully compliant with AS1428 Disability Standard. Universal fitting ~ no handing required.	
GR-FX	BUILDER OR CONTRACTOR	PARTITION FIXING PLATE	PLEASE SEE PLANS AND ELEVATIONS FOR LOCATION	PRODUCT: PARTITION FIXING PLATE (suits the above MLR112) SATIN STAINLESS STEEL CODE: MLR-BT-FX-PLATE	SUPPLIER: METLAM AUSTRALIA CONTACT: SALES PHONE: 1300METLAM (1300 638 526) EMAIL: sales@metlam.com.au WEB: www.metlam.com.au	Partition bolt-through fixing plates are recommended for the above MLR112. (2no per partition)	
GR	BUILDER OR CONTRACTOR	GRAB RAIL	PLEASE SEE PLANS AND ELEVATIONS FOR LOCATION	PRODUCT: GRAB RAIL ACCESSIBLE inc BACK REST SATIN STAINLESS STEEL CODE: MLR 121 BR-LH (LH) MLR 121 BR-RH (RH)	SUPPLIER: METLAM AUSTRALIA CONTACT: SALES PHONE: 1300METLAM (1300 638 526) EMAIL: sales@metlam.com.au WEB: www.metlam.com.au	Fully compliant with AS1428 Disability Standard.	

WASHROOM / SANITARY ACCESSORIES							
CODE	PROVIDED BY	ITEM	AREA	DESCRIPTION	MATERIAL/SUPPLIER	NOTES	IMAGE
GR	BUILDER OR CONTRACTOR	GRAB RAIL	PLEASE SEE PLANS AND ELEVATIONS FOR LOCATION	PRODUCT: GRAB RAIL ACCESSIBLE inc BACK REST SATIN STAINLESS STEEL CODE: MLR 120 BR-LH (LH) MLR 120 BR-RH (RH)	SUPPLIER: METLAM AUSTRALIA CONTACT: SALES PHONE: 1300METLAM (1300 638 526) EMAIL: sales@metlam.com.au WEB: www.metlam.com.au	Fully compliant with AS1428 Disability Standard.	
GR	BUILDER OR CONTRACTOR	GRAB RAIL	PLEASE SEE PLANS AND ELEVATIONS FOR LOCATION	PRODUCT: GRAB RAIL ACCESSIBLE 840 x 700mm SATIN STAINLESS STEEL CODE: MLR 101 (LH) or MLR 102 (RH)	SUPPLIER: METLAM AUSTRALIA CONTACT: SALES PHONE: 1300METLAM (1300 638 526) EMAIL: sales@metlam.com.au WEB: www.metlam.com.au	Fully compliant with AS1428 Disability Standard.	
GR	BUILDER OR CONTRACTOR	GRAB RAIL	PLEASE SEE PLANS AND ELEVATIONS FOR LOCATION	PRODUCT: GRAB RAIL ACCESSIBLE 950 x 600mm SATIN STAINLESS STEEL CODE: MLR 103 (LH) or MLR 104 (RH)	SUPPLIER: METLAM AUSTRALIA CONTACT: SALES PHONE: 1300METLAM (1300 638 526) EMAIL: sales@metlam.com.au WEB: www.metlam.com.au	Fully compliant with AS1428 Disability Standard.	
GR	BUILDER OR CONTRACTOR	GRAB RAIL	PLEASE SEE PLANS AND ELEVATIONS FOR LOCATION	PRODUCT: GRAB RAIL ACCESSIBLE c/w WRAP AROUND SATIN STAINLESS STEEL CODE: MLR 113 (LH) or MLR 114 (RH)	SUPPLIER: METLAM AUSTRALIA CONTACT: SALES PHONE: 1300METLAM (1300 638 526) EMAIL: sales@metlam.com.au WEB: www.metlam.com.au	Fully compliant with AS1428 Disability Standard.	
GR	BUILDER OR CONTRACTOR	GRAB RAIL	PLEASE SEE PLANS AND ELEVATIONS FOR LOCATION	PRODUCT: GRAB RAIL ACCESSIBLE c/w WRAP AROUND SATIN STAINLESS STEEL CODE: MLR 115 (LH) or MLR 116 (RH)	SUPPLIER: METLAM AUSTRALIA CONTACT: SALES PHONE: 1300METLAM (1300 638 526) EMAIL: sales@metlam.com.au WEB: www.metlam.com.au	Fully compliant with AS1428 Disability Standard.	

WASHROOM / SANITARY ACCESSORIES							
CODE	PROVIDED BY	ITEM	AREA	DESCRIPTION	MATERIAL/SUPPLIER	NOTES	IMAGE
BR	BUILDER OR CONTRACTOR	BACK REST	PLEASE SEE PLANS AND ELEVATIONS FOR LOCATION	PRODUCT: PADDED BACK REST SATIN STAINLESS STEEL CODE: MLR 119	SUPPLIER: METLAM AUSTRALIA CONTACT: SALES PHONE: 1300METLAM (1300 638 526) EMAIL: sales@metlam.com.au WEB: www.metlam.com.au	Fully compliant with AS1428 Disability Standard.	
GR	BUILDER OR CONTRACTOR	GRAB RAIL	PLEASE SEE PLANS AND ELEVATIONS FOR LOCATION	PRODUCT: GRAB RAIL SHOWER 700 x 1100mm SATIN STAINLESS STEEL CODE: MLR 107 (LH) or MLR 108 (RH)	SUPPLIER: METLAM AUSTRALIA CONTACT: SALES PHONE: 1300METLAM (1300 638 526) EMAIL: sales@metlam.com.au WEB: www.metlam.com.au	Fully compliant with AS1428 Disability Standard.	
SK	BUILDER OR CONTRACTOR	SHOWER KIT	PLEASE SEE PLANS AND ELEVATIONS FOR LOCATION	PRODUCT: SHOWER KIT Includes: Handset, Hose, Adjustable Slider & Wall Outlet. CHROME PLATE CODE: ML 22-6566	SUPPLIER: METLAM AUSTRALIA CONTACT: SALES PHONE: 1300METLAM (1300 638 526) EMAIL: sales@metlam.com.au WEB: www.metlam.com.au	Water rating of 9 litres per minute. Inbuilt non-return valve. Hoses are standard pressure of 150~350 Kpa as per AS/NZS3662.2006	
FSS	BUILDER OR CONTRACTOR	FOLDING SHOWER SEAT	PLEASE SEE PLANS AND ELEVATIONS FOR LOCATION	PRODUCT: FOLDING SHOWER SEAT 960w x 400d SATIN STAINLESS STEEL with COMPACT LAMINATE SEAT CODE: ML 994 CL	SUPPLIER: METLAM AUSTRALIA CONTACT: SALES PHONE: 1300METLAM (1300 638 526) EMAIL: sales@metlam.com.au WEB: www.metlam.com.au	Fully compliant with AS1428 Disability Standard.	
SCT	BUILDER OR CONTRACTOR	SHOWER CURTAIN TRACK	PLEASE SEE PLANS AND ELEVATIONS FOR LOCATION	PRODUCT: SHOWER CURTAIN TRACK L-SHAPED 1600 x 1600mm ANODISED ALUMINIUM CODE: ML-SCT 1616 MICRO	SUPPLIER: METLAM AUSTRALIA CONTACT: SALES PHONE: 1300METLAM (1300 638 526) EMAIL: sales@metlam.com.au WEB: www.metlam.com.au	Kit includes:- Ceiling Support, Curtain Hooks, End Caps & Fixings. Can be cut down on site to suit requirements.	

WASHROOM / SANITARY ACCESSORIES							
CODE	PROVIDED BY	ITEM	AREA	DESCRIPTION	MATERIAL/SUPPLIER	NOTES	IMAGE
SC	BUILDER OR CONTRACTOR	SHOWER CURTAIN	PLEASE SEE PLANS AND ELEVATIONS FOR LOCATION	PRODUCT: SHOWER CURTAIN WEIGHTED 3000 x 2000mm drop NYLON TAFFETA - WHITE CODE: ML-SC-WNT3020	SUPPLIER: METLAM AUSTRALIA CONTACT: SALES PHONE: 1300METLAM (1300 638 526) EMAIL: sales@metlam.com.au WEB: www.metlam.com.au	No image available.	
S	BUILDER OR CONTRACTOR	SIGNAGE	PLEASE SEE PLANS AND ELEVATIONS FOR LOCATION	PRODUCT: MALE TOILET c/w BRAILLE SATIN STAINLESS STEEL CODE: ML 16242-SC	SUPPLIER: METLAM AUSTRALIA CONTACT: SALES PHONE: 1300METLAM (1300 638 526) EMAIL: sales@metlam.com.au WEB: www.metlam.com.au		
S	BUILDER OR CONTRACTOR	SIGNAGE	PLEASE SEE PLANS AND ELEVATIONS FOR LOCATION	PRODUCT: MALE & MALE AMBULANT TOILET c/w BRAILLE SATIN STAINLESS STEEL CODE: ML 16246A-SC	SUPPLIER: METLAM AUSTRALIA CONTACT: SALES PHONE: 1300METLAM (1300 638 526) EMAIL: sales@metlam.com.au WEB: www.metlam.com.au	Image used for illustrative purposes. Actual sign is Stainless Steel / Black.	
S	BUILDER OR CONTRACTOR	SIGNAGE	PLEASE SEE PLANS AND ELEVATIONS FOR LOCATION	PRODUCT: MALE AMBULANT TOILET c/w BRAILLE SATIN STAINLESS STEEL CODE: ML 16246-SC	SUPPLIER: METLAM AUSTRALIA CONTACT: SALES PHONE: 1300METLAM (1300 638 526) EMAIL: sales@metlam.com.au WEB: www.metlam.com.au		
S	BUILDER OR CONTRACTOR	SIGNAGE	PLEASE SEE PLANS AND ELEVATIONS FOR LOCATION	PRODUCT: FEMALE TOILET c/w BRAILLE SATIN STAINLESS STEEL CODE: ML 16262-SC	SUPPLIER: METLAM AUSTRALIA CONTACT: SALES PHONE: 1300METLAM (1300 638 526) EMAIL: sales@metlam.com.au WEB: www.metlam.com.au	Image used for illustrative purposes. Actual sign is Stainless Steel / Black.	

WASHROOM / SANITARY ACCESSORIES							
CODE	PROVIDED BY	ITEM	AREA	DESCRIPTION	MATERIAL/SUPPLIER	NOTES	IMAGE
S	BUILDER OR CONTRACTOR	SIGNAGE	PLEASE SEE PLANS AND ELEVATIONS FOR LOCATION	PRODUCT: FEMALE & FEMALE AMBULANT TOILET c/w BRAILLE SATIN STAINLESS STEEL CODE: ML 16266A-SC	SUPPLIER: METLAM AUSTRALIA CONTACT: SALES PHONE: 1300METLAM (1300 638 526) EMAIL: sales@metlam.com.au WEB: www.metlam.com.au	Image used for illustrative purposes. Actual sign is Stainless Steel / Black.	
S	BUILDER OR CONTRACTOR	SIGNAGE	PLEASE SEE PLANS AND ELEVATIONS FOR LOCATION	PRODUCT: FEMALE AMBULANT TOILET c/w BRAILLE SATIN STAINLESS STEEL CODE: ML 16266-SC	SUPPLIER: METLAM AUSTRALIA CONTACT: SALES PHONE: 1300METLAM (1300 638 526) EMAIL: sales@metlam.com.au WEB: www.metlam.com.au	Image used for illustrative purposes. Actual sign is Stainless Steel / Black.	
S	BUILDER OR CONTRACTOR	SIGNAGE	PLEASE SEE PLANS AND ELEVATIONS FOR LOCATION	PRODUCT: UNISEX ACCESSIBLE WC, RH c/w BRAILLE SATIN STAINLESS STEEL CODE: ML 16223-SC	SUPPLIER: METLAM AUSTRALIA CONTACT: SALES PHONE: 1300METLAM (1300 638 526) EMAIL: sales@metlam.com.au WEB: www.metlam.com.au	Image used for illustrative purposes. Actual sign is Stainless Steel / Black.	
S	BUILDER OR CONTRACTOR	SIGNAGE	PLEASE SEE PLANS AND ELEVATIONS FOR LOCATION	PRODUCT: UNISEX ACCESSIBLE WC & SHOWER, LH c/w BRAILLE SATIN STAINLESS STEEL CODE: ML 16297-SC	SUPPLIER: METLAM AUSTRALIA CONTACT: SALES PHONE: 1300METLAM (1300 638 526) EMAIL: sales@metlam.com.au WEB: www.metlam.com.au	Image used for illustrative purposes. Actual sign is Stainless Steel / Black.	
S	BUILDER OR CONTRACTOR	SIGNAGE	PLEASE SEE PLANS AND ELEVATIONS FOR LOCATION	PRODUCT: CLEANER c/w BRAILLE SATIN STAINLESS STEEL CODE: ML 16092-SC	SUPPLIER: METLAM AUSTRALIA CONTACT: SALES PHONE: 1300METLAM (1300 638 526) EMAIL: sales@metlam.com.au WEB: www.metlam.com.au		